

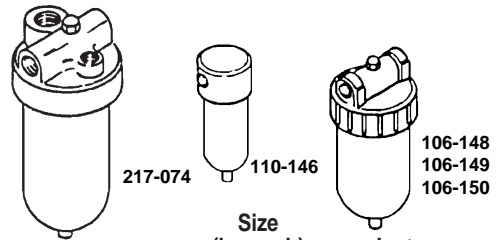
AIR SUPPLY CONTROLS

Graco's air supply accessories are sized to fit your equipment precisely to assure high quality performance. Keeping your equipment in excellent working condition is essential to reduce downtime and repair costs.

- **Filters remove impurities and moisture for long life and low maintenance operation.**
- **Regulators offer consistent control of air pressure levels.**
- **Lubricators provide smoother operation, reduce wear.**
- **FRL assemblies for a matched combination of components.**
- **Air valves and fittings for every system installation.**
- **AirGard Runaway Valve with instant pump protection.**

Air Filters

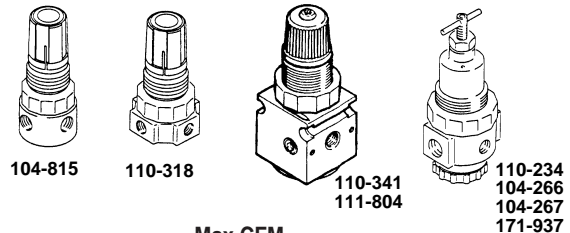
Centrifugal action and 20-40 micron element removes water and foreign particles from plant air supply. Protects valuable air-powered pumps from corrosive damage.



Part No.	For Graco Pump	Inlet/Outlet npt(fxf)	Max WPR			Max CFM at 100 psi (m ³ /min)	Micron Element	Material	Size (l x w x h) In. (cm)	Inst. Manual
			psi	bar	MPa					
110-146	Husky 307 & 715, Prince, Fast-Flo, Fast-Ball	¼	300	21	2.1	22 (.62)	20	Zinc-plated	1.6 x 4.0 x 3.6 (4 x 10 x 9)	308-169
106-148	President, Fire-Ball, Monark	⅜	250	17.2	1.72	77 (2.2)	20	Zinc-plated	2.5 x 6.0 x 3.1 (6.4 x 41 x 7.9)	308-169
106-149	Senator, Bulldog, Glutton	½	250	17.2	1.72	95 (2.7)	20	Zinc-plated	3.3 x 6.8 x 6.3 (8.3 x 17 x 16)	308-169
217-074	Senator, Bulldog, Glutton	½	250	17.2	1.72	110 (3.4)	40	Zinc-plated	3.0 x 7.5 x 6.6 (7.6 x 19 x 17)	308-169
106-150	King	¾	250	17.2	1.72	260 (7.4)	40	Zinc-plated	4.0 x 8.8 x 7.8 (10 x 22 x 20)	308-169
112-859	Premier	1	250	17.2	1.72	320	40	Zinc-plated	4.6 x 10.6 x 8.8 (12 x 27 x 22)	308-169

Low Volume Air Regulators

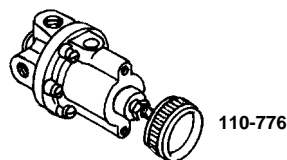
Precision control of outlet air pressure. Feedback principle allows constant pressure to pump regardless of air demand rate and fluctuation in supply pressure. Assemblies include gauge.



Part No. Bare	For Graco Pump	Inlet/Outlet npt	Gauge Ports npt(f)	Regulated Pressure			Max CFM at 100 psi (m ³ /min)	Material	Inst. Manual
				psi	bar	MPa			
104-815	Pressure Cup, Prince	⅜(f)	⅜	0-60	0-4.1	0-0.41	15 (0.4)	Zinc-plated	308-167
110-318	Mini-Flo, Standard, Fast Ball	¼(f)	⅜	0-180	0-12.4	0-1.24	15 (0.4)	Zinc-plated	308-167
110-341	Husky 307 & 715, Prince, Husky 1030	⅜(f)	⅜	0-125	0-8.6	0-0.86	39 (1.1)	Zinc-plated	308-167
111-804	Husky 307 & 715, Prince, Husky 1030	¼(f)	¼	0-125	0-8.6	0-0.86	39 (1.1)	Zinc-plated	308-167
110-234	Standard, Monark, Fire-Ball, President	⅜(f)	¼	0-200	0-17.2	0-1.72	90 (2.5)	Zinc-plated	308-167
109-075 224-512 224-024		⅜(f) ⅜ x ⅜ ball valve (m) ¼ QD x ⅜ (f)							
104-266	Monark, President, Lube Ranger	½	¼	0-200	0-17.2	0-1.72	90 (2.5)	Zinc-plated	308-167
206-849 203-716 202-858 202-156 223-815		¼ QD x ⅜ (m) ½ 90° swivel(f) x ⅜ (m) ½ swivel(f) x ⅜ (f) ½ x ⅜ bushing, gauge ½ swivel, ball valve, gauge (order also, nipple 162-505)							
104-267	Monark, President, Husky 1030, Glutton	½	¼	0-125	0-8.6	0-0.86	90 (2.5)	Zinc-plated	308-167
206-237 (Note: includes air blow gun 208-625)		½ npsm(f) x ⅜ ball valve(m)							
171-937	Pressure Tanks	½	¼	0-125	0-8.6	0-0.86	90 (2.5)	Zinc-plated	308-167

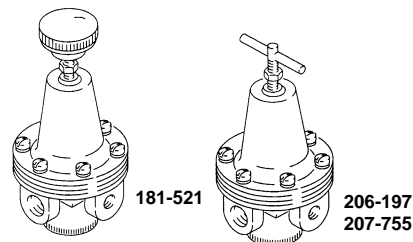
HVLP Air Regulator

Bare	Part No.	Inlet npt(fbe)	Regulated Pressure		
	Assy.		psi	bar	MPa
110-776	223-594	¼	0-10	0-0.7	0-0.07



High Volume Air Regulators

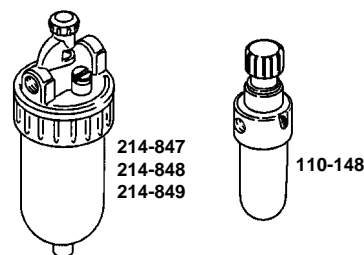
Precision control of outlet air pressure. For use in systems requiring up to a maximum 380 scfm (10.6 m³/min.)



Bare	Part No. Assy.	For Graco Pump	Inlet/Outlet npt	Gauge Ports npt(f)	Regulated Pressure			Max CFM at 100 psi (m³/min)	Material	Size (l x w x h) In. (cm)	Inst. Manual
					psi	bar	MPa				
181-521		Senator, Bulldog	½ (f)	¼	0-300	0-21	0-2.1	200 (5.6)	Zinc/ Alum.	7.1 x 1.5 x 3.3 (18 x 3.8 x 8.3)	308-168
206-197		Senator, Bulldog, President, Glutton, Husky 2140	½ (f)	¼	0-300	0-21	0-2.1	200 (5.6)	Zinc/ Alum.	7.1 x 1.5 x 3.3 (18 x 3.8 x 8.3)	308-168
	205-712 218-691		¾ swivel (f) x ¾ (m) hose ½ (f) x ¾ (m)								
180-187		King 63:1	¾ (f)	¼	0-300	0-21	0-2.1	380 (10.6)	Zinc	7.9 x 1.9 x 4.3 (20 x 4.8 x 11)	308-168
	218-315		¾ swivel (f) x ¾ (m) hose								
207-755		King	¾ (f)	¼	0-300	0-21	0-2.1	380 (10.6)	Zinc	7.9 x 1.9 x 4.3 (20 x 4.8 x 11)	308-168
	207-651		¾ swivel (f) x ¾ (m) hose								
112-728		Premier	1 (f)	¼	0-300	0-21	0-2.1	380 (10.6)	Zinc	10.4 x 1.9 x 4.4 (26 x 4.8 x 11.2)	308-168
	236-989		manifold @ inlet ball valve @ outlet								

Air Lubricators

Extends life of pump and smooths pump movement by applying measured lubricant to all moving parts within the pump air motor. Control knob and sight window allow adjustment of lubricant dispensed.

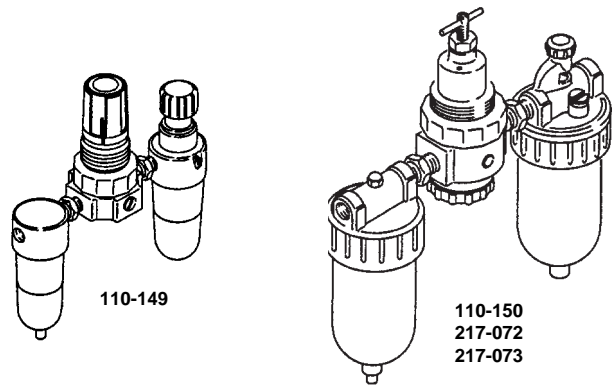


Part No.	For Graco Pump	Inlet/Outlet npt(f)	psi	Max WPR		Material	Size (w x l) In. (cm)	Bowl Capacity	Inst. Manual
				bar	MPa				
110-148	Husky (except 2140), Prince, Fast-Flo, Fast-Ball	¼	300	21	2.1	Zinc/ Alum.	1.5 x 5.0 (3.8 x 12.7)	1 oz.	308-169
214-847	President, Fire-Ball, Monark	¾	250	17.2	1.72	Zinc	2.5 x 7.2 (6.4 x 18.2)	5 oz.	308-169
214-848	Senator, Bulldog, Glutton	½	250	17.2	1.72	Zinc	3.3 x 7.9 (8.3 x 20)	8 oz.	308-169
214-849	King	¾	250	17.2	1.72	Zinc	4.0 x 9.9 (10 x 25)	16 oz.	308-169
237-212	Premier	1	250	17.2	1.72	Zinc/ Alum.	4.1 x 9.9 (10.5 x 25)	16 oz.	308-169

Air FRL Kits

Easy-to-install combination packaged units include air filter, regulator, pressure gauge, lubricator, mounting bracket(s), and connection fittings. Complete. Convenient.

Part No.	For Graco Pump	Inlet/Outlet npt(f)	Max WPR			Material	Size (l x w x h) In. (cm)	Inst. Manual
			psi	bar	MPa			
110-149	Husky 307 & 715, Prince, Fast-Flo, Fast-Ball	¼	300	21	2.1	Zinc	5.1 x 5.1 x 1.6 (13 x 13 x 4.0)	308-169
110-150	President, Fire-Ball, Monark, Standard	¾	250	17.2	1.72	Zinc	8.8 x 9.6 x 4.1 (22 x 24 x 10.5)	308-169
217-072	Bulldog, Senator, Glutton, Husky 1030	½	250	17.2	1.72	Zinc	8.1 x 10.4 x 4.0 (21 x 26 x 10.5)	308-169
222-345	Senator, Bulldog, Glutton	½	250	17.2	1.72	Zinc	15.8 x 13 x 5.0 (40 x 33 x 12.7)	308-167 308-169
Note: includes valve 107-142, coupled hose, brackets, gauge, union swivel adapter								
217-073	King	¾	250	17.2	1.72	Zinc	15.8 x 13 x 5.0 (40 x 33 x 12.7)	308-169



Modular Style Air Controls

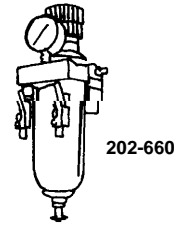
Compact, easy to install and service.

Part No.	For Graco Pump	Inlet/Outlet npt(f)	Max WPR			Material	Size (l x w x h) In. (cm)	Inst. Manual
			psi	bar	MPa			
113-434	Air Regulator for Senator, Bulldog, King	¾	250	17	1.7	Aluminum	3.15 x 2.9 x 9.3 (8 x 7.4 x 23)	308-722
113-435	Air Lubricator for Senator, Bulldog, King	¾	150	10	1.0	Aluminum	3.15 x 2.9 x 14 (8 x 7.4 x 35.5)	308-722
113-494	Air Filter-Regulator Senator, Bulldog, King	¾	250	17	1.7	Aluminum	3.15 x 2.7 x 13 (8 x 6.9 x 33)	308-722
113-431	Quick-Connector Allows connection of modular filter, regulator and lubricators.	¾	250	17	1.7	Aluminum		308-722

Air Transformers

Use for air spray gun supply. Filters, regulates and maintains pressure for spray painting and other applications.

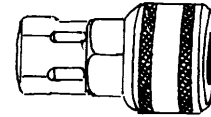
Part No.	Inlet npt(f)	Outlet npt(m)	Inst. Manual
202-660	1/2	Two 1/4 regulated	306-273
217-075	1/2	Two 1/4 regulated or two 1/4 unregulated	307-476



Quick-Connect Air Supply Couplers

Fast, convenient air hose attachment. Female thread allows easy attachment to Graco air hoses. Use with nipples below.

Part No.	For Graco Pumps	Inlet/Outlet npt(f) QD		psi	Max WPR		Material
					bar	MPa	
208-536	Fast-Flo	1/4	1/4	300	21	2.1	Brass
110-198	Monark, Fire-Ball	3/8	3/8	300	21	2.1	Brass
110-199	President, Glutton	1/2	1/2	300	21	2.1	Brass
110-200	Senator, Bulldog, King	3/4	3/4	300	21	2.1	Brass

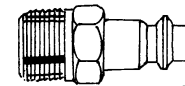


208-536

Quick-Connect Air Supply Nipples (Pin)

Easy attachment to air motor inlet. Male fitting allows threading directly into Graco air motors.

Part No.	For Graco Pumps	Inlet/Outlet npt(f) QD		psi	Max WPR		Material
					bar	MPa	
169-970	Fast-Flo, Standard Husky (except 2140)	1/4	1/4	300	21	2.1	Steel
169-971	Monark, Fire-Ball	3/8	3/8	300	21	2.1	Steel
110-196	President, Glutton	1/2	1/2	300	21	2.1	Steel
110-197	Senator, Bulldog, King	3/4	3/4	300	21	2.1	Steel



169-970

Universal Quick-Connect Air Couplers

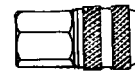
One coupler design that fits all 1/4 in. industrial interchange pneumatic plugs in the market plus 1/4 in. ARO and 1/4 in. automotive standard.

Part No.	Description		psi	Max WPR	
	Coupler	x Nipple		bar	MPa
236-197	1/4 (f)	x 1/4 (m)	250	17	1.7
236-198	1/4 (f)	x 1/4 (f)	250	17	1.7

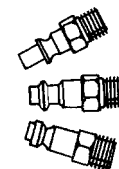
* Lincoln style coupler 236-203, nipple 236-204

Note: Each part number must be ordered as a 10-pack of individual blister cards. No mix and match to reach 10 quantity.

One coupler . . . fits all these



236-203



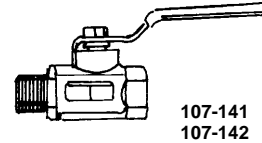
Air Supply Hoses

Available in both fabric-reinforced and self-storing coil styles for general purpose use. Full selection of standard hose lengths. See Hose section beginning on page 67.

Air Shut-off Valves – Bleed Type

Closes air inlet to pump or accessory and relieves trapped air pressure. Recommended for each drop line.

Part No.	For Graco Pump	Inlet/Outlet npt	Material
110-223	Fast-Flo	1/4 (fbe)	Brass
110-224	Monark, Fire-Ball	3/8 (fbe)	Brass
110-225	President, Glutton	1/2 (fbe)	Brass
110-226	Senator, Bulldog, King	3/4 (fbe)	Brass
107-141	Senator, Bulldog, King	3/4 (mxf)	Bronze
107-142	Bulldog (part of 205-712)	1/2 (mxf)	Bronze
113-163	Premier	1 (fbe)	Brass

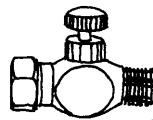


107-141
107-142

Air Needle Valve

Regulates air flow by rotating tapered stem in or out of the valve orifice.

Part No.	Inlet npt	Outlet npt
205-090	1/4 (m)	1/4 (m)
206-264	1/4 (m)	1/8 (f)
205-528	1/8 (f)	1/8 (m)
206-487	1/8 (f)	1/4 (m)
202-233	1/8 (f)	1/4 (m)



205-090

Air Pressure Relief Valve

Relief valve opens at a pre-set maximum air pressure to prevent pump from operating beyond the recommended working pressure.

Part No.	Inlet npt(m)	Max WPR			Material
		psi	bar	MPa	
103-347	1/4	100	7	0.7	Brass
108-124	1/4	75	5.2	0.52	Brass
110-065	1/4	60	4	0.4	Brass
214-691	1/8	50	3.5	0.35	Alum.
103-996	9/16	50	3.5	0.35	Brass
112-059	1/8	20	1.4	0.14	Brass
106-492	1/4	2.5-5.5	0.2-0.4	0.02-0.04	Brass

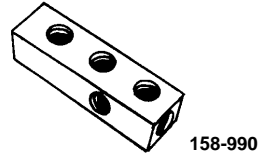


103-347

Manifolds

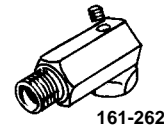
Supply several pumps from a common air supply line. Air inlet port is larger than delivery ports to ensure adequate air flow to all pumps.

Part No.	Inlet npt(f)	Outlet npt(f)	Material
158-990	Two 1/2	Four 3/8	CS
601-950	Two 3/4	Three 1/2	CS
177-117	One 1/2	Five 1/2	CS



90° Air Manifolds

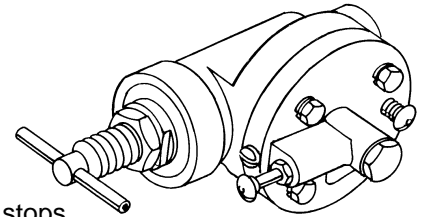
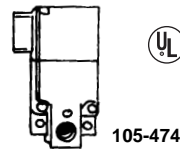
Part No.	Inlet/Outlet	Port	Material
161-262	1/2 npt(m) x 1/2 npsm(f)	1/4 npt(f)	CS
162-376	1/2 npt(mxf)	1/4 npt(f)	CS
206-205	3/4 npsm(f) x 1/2 npt(m)	One 1/4 npt(f) and one 1/8 npt(f)	CS
207-675	3/4 npt(f) x 3/4 npt(m)	One 1/4 npt(f) and one 1/8 npt(f)	CS



3-Way Solenoid Valve

3-way configuration allows valve to be used normally when opened or closed with downstream bleed for pressure relief. Operates on 24 VDC or 115 VAC, 60 Hz or 115 VAC, 50 Hz.

Part No.	Inlet npt(f)	Material
105-474	1/4	Alum., Brass
215-407	1/2	CS with Zinc plating, Alum., SST



AirGard Runaway Valve

Senses runaway conditions due to empty barrel or hose leak. Automatically stops air supply to the pump. Protects pump from damage due to a runaway condition.

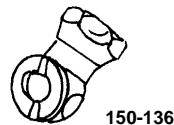
Part No.	Inlet/Outlet npt(fbe)	psi	Max WPR bar	MPa	Max CFM at 100 psi (m3/min)	Material	Size (l x w x h) In. (mm)	Inst. Manual
224-040	3/4	120	8.3	0.83	5-250 (0.14-7.0)	Alum. Alloy	6.5 x 4.9 x 3.6 (16.5 x 12.5 x 9.1)	308-201

224-040

Air Chuck

Durable, full volume tool for maintaining, adding or relieving air pressure.

Part No.	Inlet npt	Material
150-136	1/4 (f)	Brass
218-544	1/4 (f)	Brass



Air Pressure Gauges

Allow visual check of air pressure being supplied to pump. Rated to 200 psi (14 bar).

Part No.	Inlet npt(m)	psi	Max WPR		Ring Description	Dial Diameter In. (mm)	Mount Style
			bar	MPa			
160-430	1/4	100	7	0.7	black	2.0 (51)	bottom
100-960	1/4	200	14	1.4	black	2.0 (51)	bottom
101-180*	1/4	200	14	1.4	chrome	2.0 (51)	bottom
104-655	1/8	60	4	0.4	black	1.66 (42)	bottom
101-689	1/4	200	14	1.4	chrome	2.0 (51)	back
110-319	1/8	200	14	1.4	black	1.5 (38)	bottom
102-730	1/8	15	1.1	0.11	black	2.0 (51)	back
185-350*	1/4	15	1.1	0.11	black	3.5 (89)	bottom
111-598	1/8	160	11	0.11	black	1.66 (42)	bottom
111-500	1/8	15	1.1	0.11	black	1.5 (38)	back
108-190*	1/8	100	7	0.7	black	1.5 (38)	back

* Also can be used as a fluid gauge

Note: 102-019 replacement glass, 2 in. (51 mm).

Note: refer to page 60 for fluid gauges.



Bottom Mount



Back Mount

Air Hose Reels

Designed to provide maximum convenience, smooth hose retrieval for longer life and quieter operation.


Part No.	Model	Bare Reel		Hose Included In. x ft. (m)	Material	Inst. Manual
		Inlet npt(f)	Outlet npsm(f)			
226-975	100	1/2	3/8	3/8 x 25 (7.6)	Painted steel	307-481
224-352	500	1/2	3/8	3/8 x 60 (18)	Painted steel	308-109
224-846	200	1/2	3/8	1/4 x 40 (12)	Painted steel	307-694
224-847	200	1/2	3/8	3/8 x 40 (12)	Painted steel	307-694
224-848	200	1/2	3/8	1/2 x 25 (7.6)	Painted steel	307-694
224-351	500	1/2	3/8	3/8 x 40 (12)	Painted steel	307-694

Note: All reels except 226-975 include air chuck.

Note: 200 series reels have SST shaft and hub.



226-975



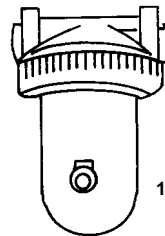
224-352

Air Line Desiccant Dryer

Dries compressed air. Removes corrosive moisture that will damage air motors.

Part No.	Inlet/Outlet npt(f)	Max WPR			Material
		psi	bar	MPa	
106-493	1/2	250	17.5	1.75	Alum., Steel

Note: 106-498 desiccant replacement, 1 qt. (.95 liter).
Approximately 250 55 gal. (205 liter) drums.

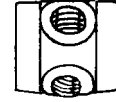


106-493

Air Pilot Valve

Uses signal air pressure to open the main air supply for Monark and Fire-Ball pumps.

Part No.	For Graco Pump	Inlet npt(f)	Port npt(f)	Material
104-633	Monark, Fire-Ball	One 1/8	Three 3/4	Steel, Brass, SST
212-098	Installation kit includes 104-632, tube fitting, nipple, adapter			
104-632	President, Bulldog, King	Three 3/4	Three 1/2	Alum.
212-097	Installation kit includes 104-633, tube fitting, nipple			

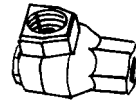


104-633

Quick Exhaust

Provides fast venting of pump air motor exhaust.

Part No.	Inlet/Outlet npt(f)	Exhaust npt(f)	Material
104-661	1/8	1/4	Alum.

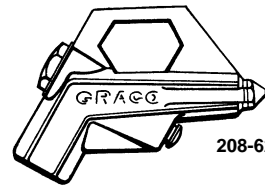


104-661

Air Blow Gun

Connects to coupler 208-536. Need adapter 169-970 to match QD 208-536.

Part No.	Inlet npt(fbe)	psi	Max WPR		Material
			bar	MPa	
208-627	1/4	150	10.5	1.05	Alum.



208-627

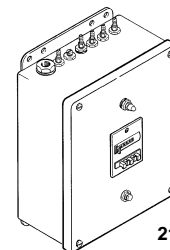
Adjust-A-Stroke Assemblies

Allows a fluid displacement pump to be converted into a positive metering cylinder. The Adjust-A-Stroke counter controls the number of pump cycles (1 to 999).

Pneumatic Counter

Installed in air circuit, Adjust-A-Stroke metering system provides easy, accurate, all-pneumatic control of the fluid handling system. 904-848 same except for stainless steel splash-proof cover.

Part No.	Inlet/Outlet npt(f)	Material	Inst. Manual
212-093	1/4	CS	307-270
904-848	1/4	SST	—

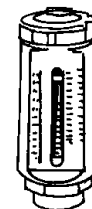


212-093

Adjust-A-Stroke Control

Chrome-plated metering accessory installs on pump air motor to dispense precise volumetric metering portions within ±2 percent proportioning accuracy. Adjustment is made by a calibrated adjustment screw.

Part No.	Pump	Material	Inst. Manual
210-514	Monark	Zinc/Chrome	307-205
210-516	Monark (sanitary)	Zinc/Chrome	307-205
210-515	President	Alum.	307-205



210-514



210-302

Note: 210-302 Bulldog motor with complete Adjust-A-Stroke

Air Start Switches

Part No.	Description	Tube Fittings npt(m) x tube	Material
104-631	Foot-activated	¼ npt(f)	Steel
212-099	Installation kit includes 104-631 and tube fitting		
104-165	Fitting	¼ x ¼ ID tube	Brass
104-172	Fitting	⅛ x ¼	Brass

Air Motor Mufflers

Part No.	Air Motor	Material	Inst. Manual
222-559	Fire-Ball	CS, Foam	307-942
215-354	Monark	CS, Brass wool	307-361
214-873	President	CS, Brass wool	307-361
214-766	Bulldog	CS, Brass wool	307-342
208-804	Bulldog, King	CS, Brass wool	307-104

